

FURNITURE PIECE



**CREATED BY
MAULINA SHARMA**

CUBISM



SEEING
BEYOND
ONE VIEW.



Pablo Picasso

KEY IDEAS



MULTIPLE
PERSPECTIVES



GEOMETRIC
FORMS



ABSTRACTION &
SIMPLIFICATION



BOLD
COLOR BLOCKING



WHY THIS CERAMIC

WHY THIS CONCEPT

A PERFECT CUBIST EXPRESSION

The chosen ceramic piece embodies the essence of Cubism through its fragmented forms, multiple perspectives, and abstracted human features.

Its sculptural quality and bold geometry make it not just an inspiration, but a strong structural and visual base for a functional object.



CUBISM IN FORM



FRAGMENTATION
The form is broken into geometric planes and interlocking volumes.



MULTIPLE PERSPECTIVES
The face is seen from various angles simultaneously.



ABSTRACTION
Features are simplified and reinterpreted into a universal, timeless expression.



BOLD COLOR PALETTE
The vibrant, contrasting glazes add visual rhythm and artistic depth.

BRINGING ART INTO FUNCTION

By transforming this ceramic sculpture into the base of a coffee table, art becomes part of everyday life.

It celebrates craftsmanship, color, and the cubist philosophy — where beauty is found in reconstruction.



WHY I CHOSE THIS

I was drawn to the emotional expression and strong presence of this piece. It reflects human contemplation, unity, and complexity — values that resonate with the Cubist movement.

Its sculptural form naturally lends itself to functionality while retaining its artistic soul, making it the ideal choice for this concept.

DETAILS THAT MATTER



EXPRESSIVE FACE

Conveys calm, introspection, and emotional depth.



HAND AS STRUCTURE

The hands create a strong architectural form, ideal for support and balance.



TEXTURED SURFACE

Etched patterns and glaze variations enhance the tactile and visual experience.



VIBRANT GLAZES

A rich palette that brings energy, contrast, and individuality to the piece.

“

A SCULPTURE THAT SPEAKS.
A TABLE THAT CONNECTS.

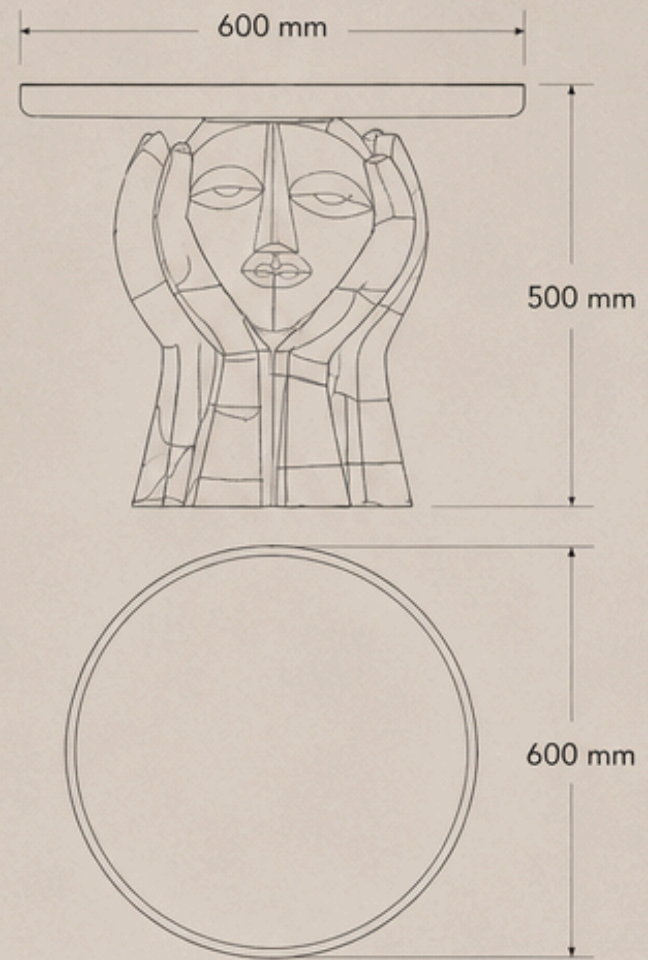


CUBIST COFFEE TABLE

TECHNICALITY & MAKING



DIMENSIONS

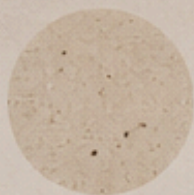


All dimensions are approximate.
Can be customized as per requirement.


MATERIALS



Stoneware Clay
(Sculpted Base)



Underglaze
(Color Application)



Clear Glaze
(Gloss Finish)



Solid Wood
(Table Top)

MAKING PROCESS



1. SCULPTING
Hand build the cubist form using stoneware clay.



2. REFINING
Refine the details, planes and edges. Allow to dry.



3. BISQUE FIRING
Bisque fire the piece at 900–950°C.



4. GLAZING
Apply underglazes on individual sections. Finish with clear glaze.



5. GLAZE FIRING
Glaze fire at 1220–1240°C for durability and strength.



6. TABLE TOP
Craft/ Source a solid wood top. Sand & finish with wood polish.



7. ASSEMBLY
Secure the wooden top to the ceramic base using hidden metal fasteners.

TECHNICAL DETAILS



Solid Wood Top
30 mm thick



Metal Mounting Plate
Screwed to the top for secure fit



Ceramic Base
Stoneware clay, glazed finish

SPECIFICATIONS

Overall Height	500 mm
Top Diameter	600 mm
Base Width	≈ 320 mm
Base Depth	≈ 280 mm
Top Thickness	30 mm
Weight (Approx.)	25–30 kg



NOTES

- Each piece is handmade; minor variations in form, color and size are natural.
- Indoor use recommended. Wipe with a dry or damp cloth.