FURNITURE DESIGN

This project reflects my understanding of furniture design as a balance between creativity, functionality, and craftsmanship. By exploring detailed drawings, material specifications, and construction techniques, I developed an appreciation for the precision and planning involved in creating furniture that is both practical and visually refined. It strengthened my approach to designing with purpose while paying close attention to every detail.

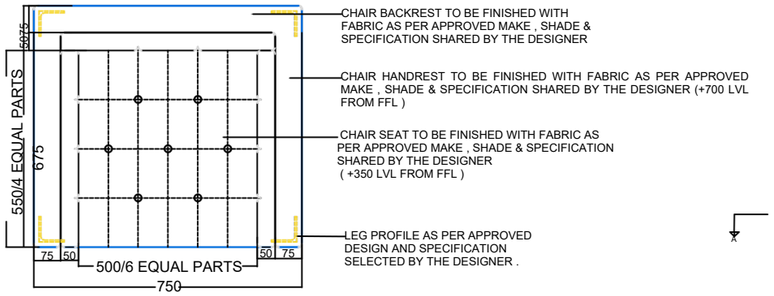

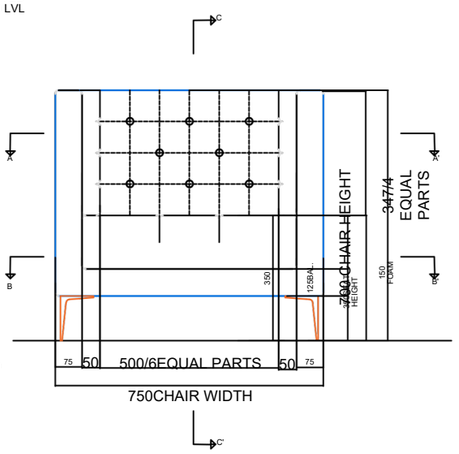

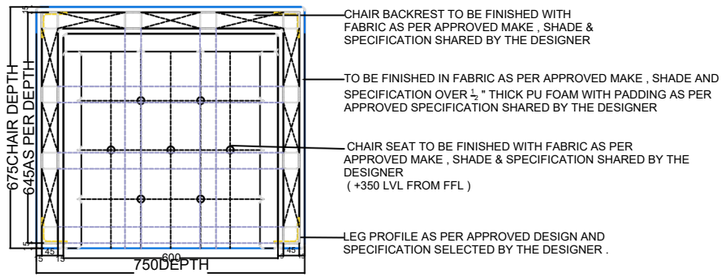

DETAIL AA'

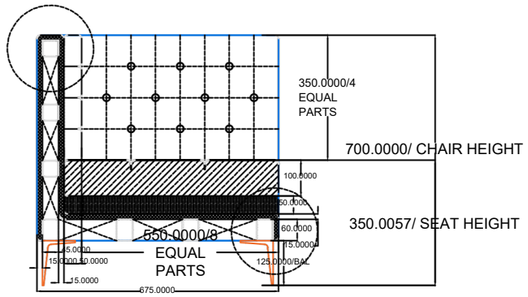

DETAIL BB'

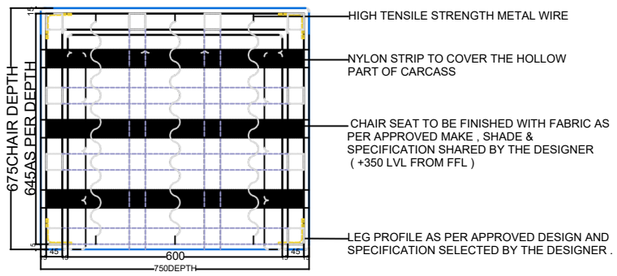

DETAIL AA'

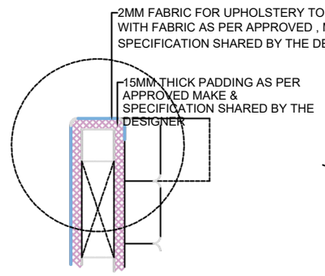

DETAIL BB'

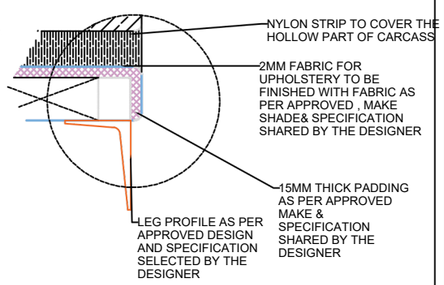

GENERAL NOTES

1. The drawinghasbeen done in term of understanding of chair detailing and use of specific material
2. The wood framing of chair is done by teakwood and 15mm thickness of a polyurethane foam has been used on top 100 mm of thickness of 40 density foam has been used for setting
3. All dimensions has been taken from the practical chester chair standard
4. To be finished with the velvet blue fabric
5. Sofa leg to be finished in golden colour with pvd coating
6. Any and all materials specified in this drawing is subject to verification in color , texture ,tone,etc which are inherent to natural material as to man made materials due to manufacturing process involved
7. All measurement are in mm .
8. The blue line shows the boundary of chair .

SUBMITTED BY GEETIKA CHAWLA

SUBMITTED TO SIDDHARTH CHAKRABARTY

BATCH : 21VLP24

ACADEMY OF APPLIED ARTS

SHEET SIZE - A3

SCALE 1:20

DATE 25/ 07/2025

ALL DIMENSIONS ARE IN MM

DRAWING NO .

01

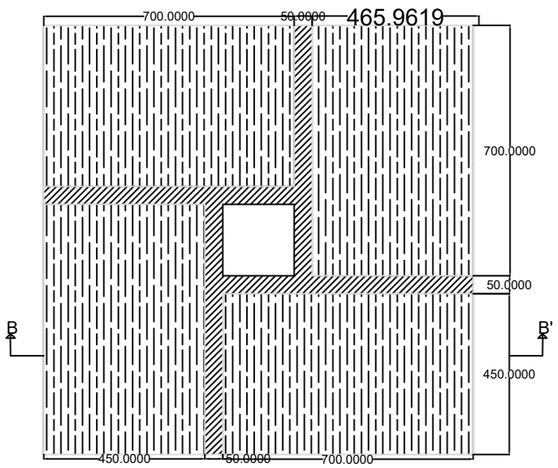

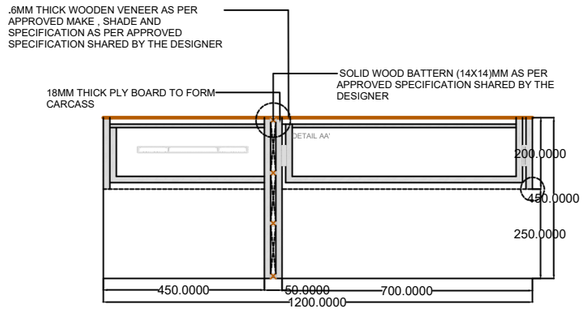

SECTION BB'



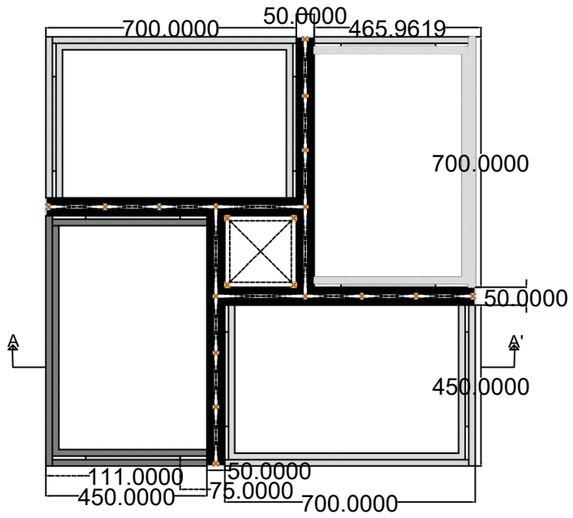

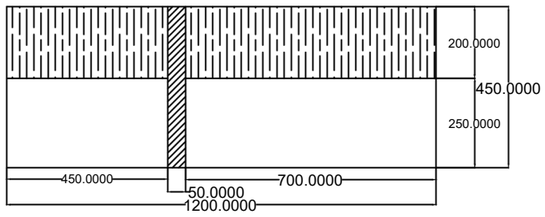

SECTION AA'

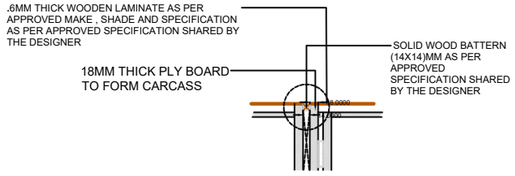

DETAIL AA'

GENERAL NOTES

1.All the measurementsare in mm.
2. Underlay to be finishedin 14 mmthickness solid wood HDF semi gloss PU polished
. As per approved specification shared by the designer finished with under lay of 14mm thickness resistance plywood .
3.Solid wood in terms of durability and minimum maintenance cost .

SUBMITTED BY GEETIKA CHAWLA

SUBMITTED TO SIDDHARTH CHAKRABARTY

BATCH : 21VLP24
ACADEMY OF APPLIED ARTS

SHEET SIZE - A3
SCALE 1:20
DATE 25/ 07/2025
ALL DIMENSIONS ARE IN MM

DRAWING NO .
02

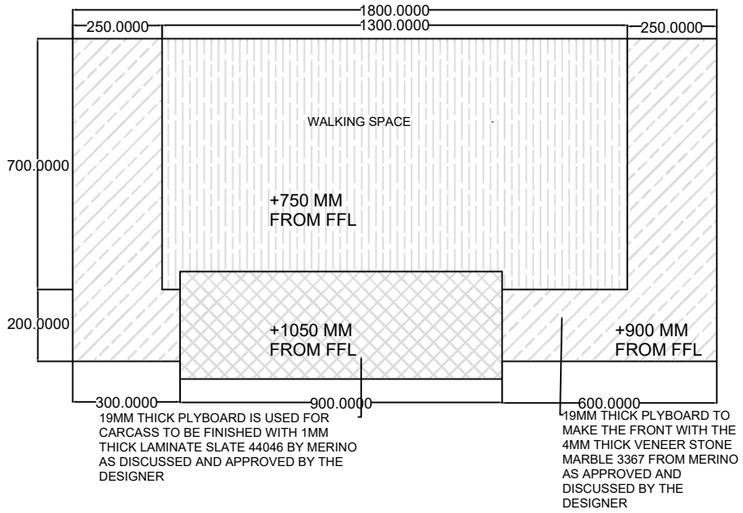

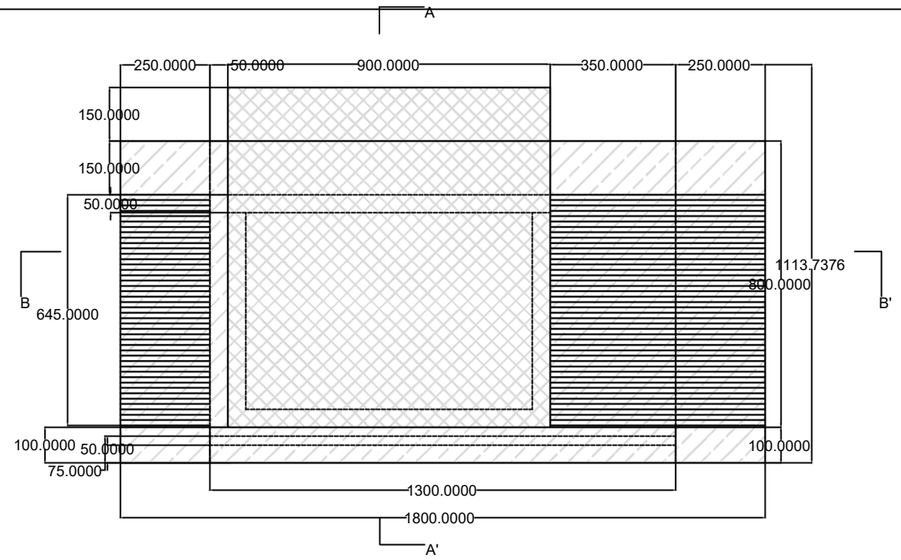

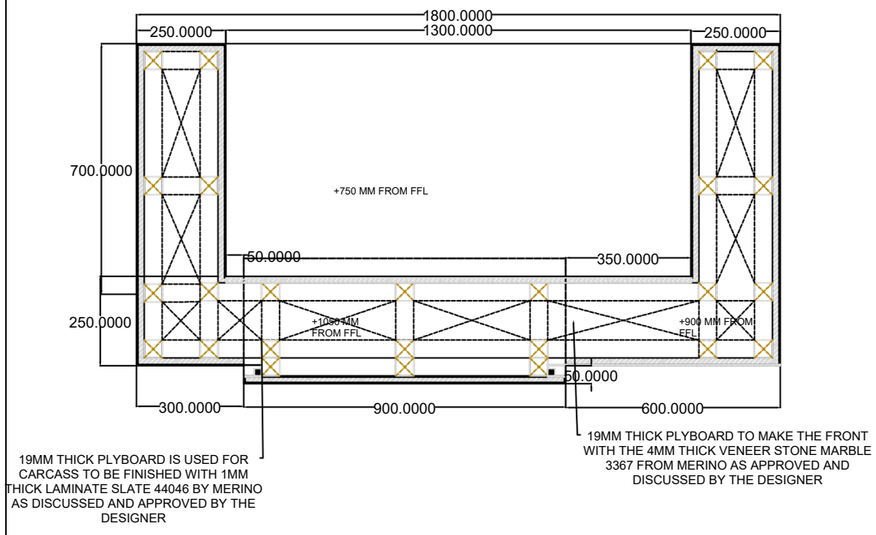

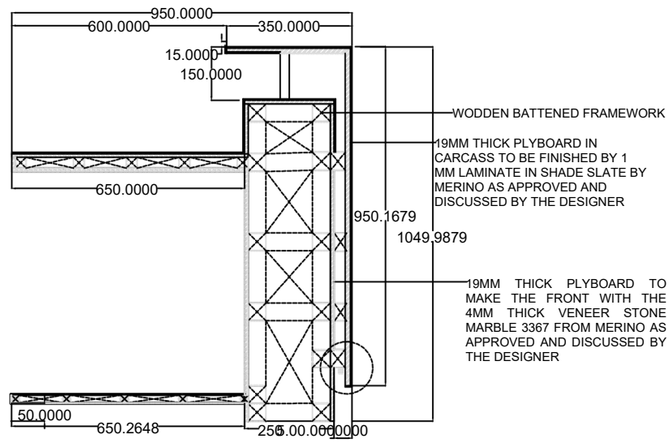

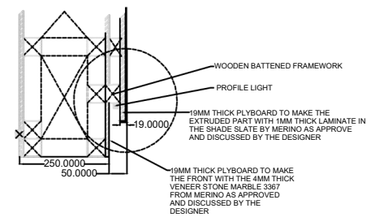

GENERAL NOTES

1. The drawing hasbeen donein term of understanding of reception desk and use of specific material
2. The wooden framework is done with 19mm thick plyboard and finished with 1mm and 4mm as specified by the designer
3. All dimensions has been taken from the practical reception desk standard
4. To be finished with the 1mm thick laminate in the shade slate 44046 for the extruded part and 4mm veneer in the shade stone marble 3367
5. Any and all materials specified in this drawing is subject to verification in color , texture ,tone,etc which are inherent to natural material as to man made materials due to manufacturing process involved
6. All measurement are in mm .

SUBMITTED BY GEETIKA CHAWLA

SUBMITTED TO SIDDHARTH CHAKRABARTY

BATCH : 21VLP24

ACADEMY OF APPLIED ARTS

SHEET SIZE - A3

SCALE 1:20

DATE 25/ 07/2025

ALL DIMENSIONS ARE IN MM

DRAWING NO .

03

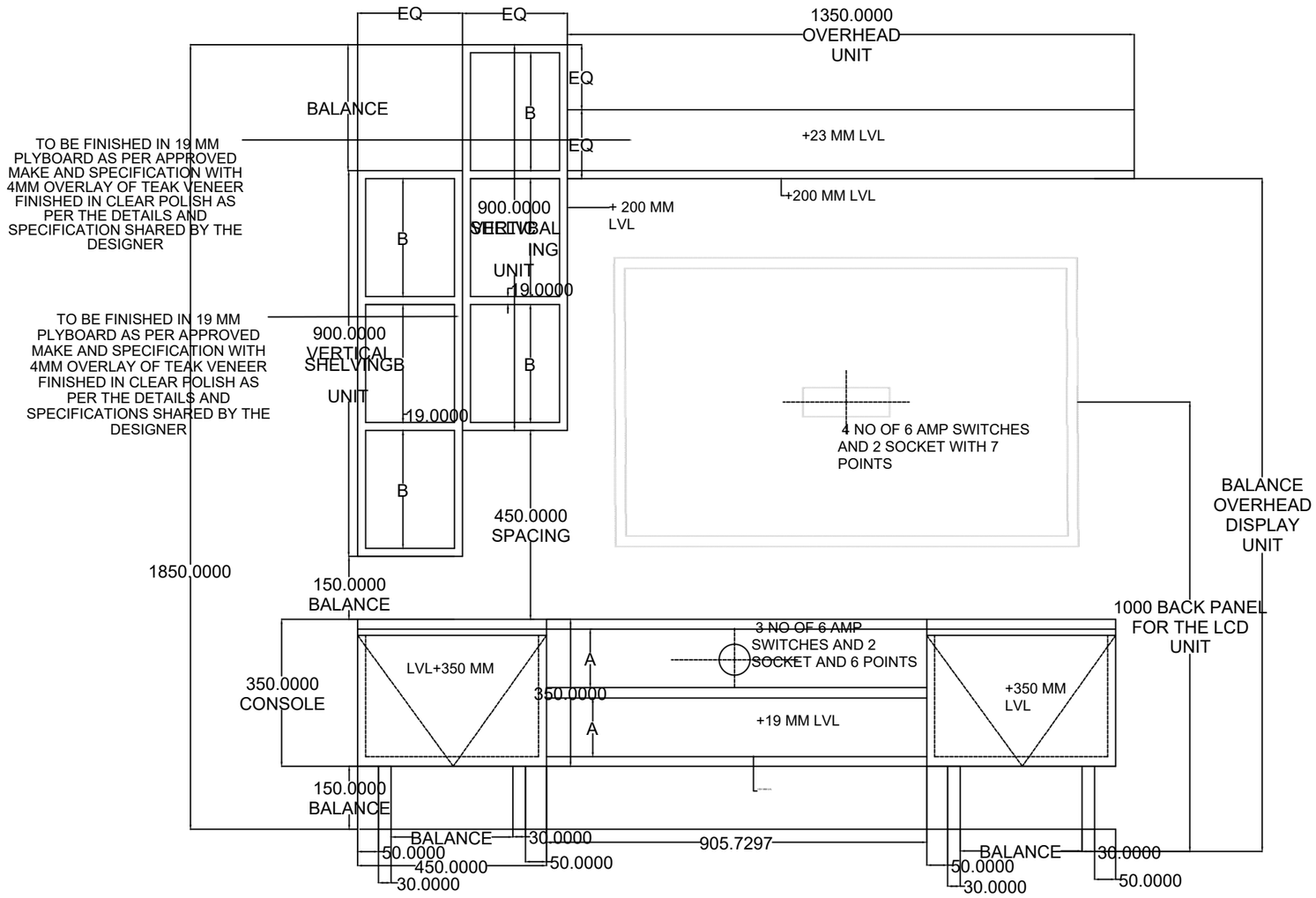

GENERAL NOTES

1. The drawing hasbeen donein term of understanding of TV cabinet and use of specific material
2. The wooden framework is done with 19mm thick plyboard and finished with 4mm veneer as specified by the designer
3. All dimensions has been taken from the practical tv unit standard
4. To be finished with the 4mm thick veneer in the shade teak natural vns - 508 by merino .
5. Any and all materials specified in this drawing is subject to verification in color , texture ,tone,etc which are inherent to natural material as to man made materials due to manufacturing process involved
6. All measurement are in mm .

SUBMITTED BY GEETIKA CHAWLA

SUBMITTED TO SIDDHARTH CHAKRABARTY

BATCH : 21VLP24

ACADEMY OF APPLIED ARTS

SHEET SIZE - A3

SCALE 1:15

DATE 25/ 07/2025

ALL DIMENSIONS ARE IN MM

DRAWING NO .

04



LAYOUT PLAN - OVERHEAD UNIT

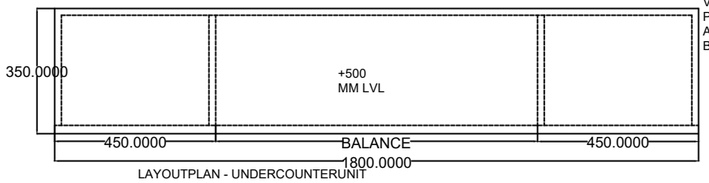

LAYOUTPLAN - UNDERCOUNTERUNIT

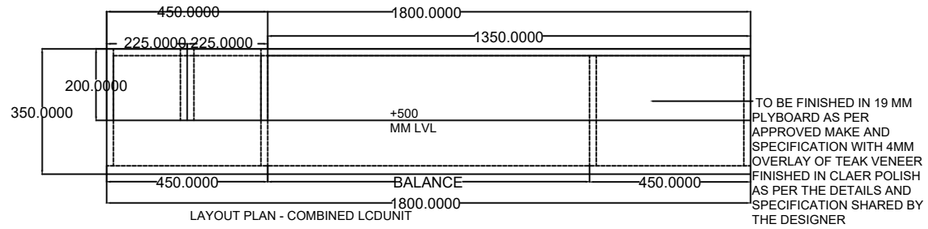

LAYOUT PLAN - COMBINED LCDUNIT

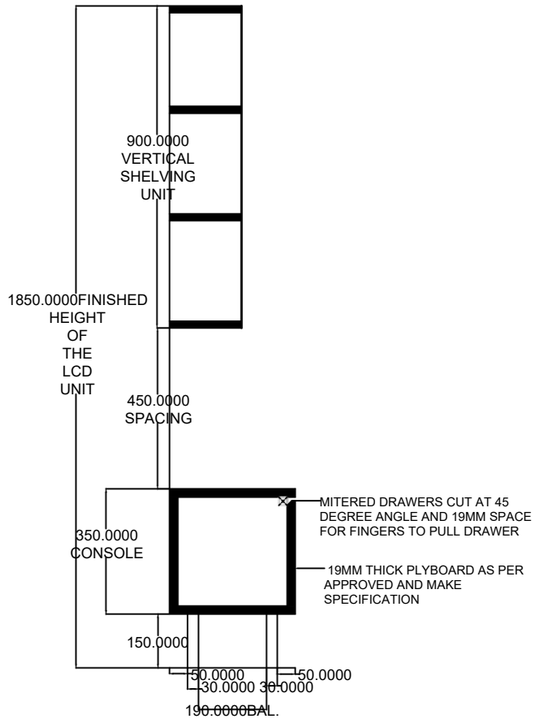

GENERAL NOTES

1. The drawing hasbeen donein term of understanding of TV cabinet and use of specific material
2. The wooden framework is done with 19mm thick plyboard and finished with 4mm veneer as specified by the designer
3. All dimensions has been taken from the practical tv unit standard
4. To be finished with the 4mm thick veneer in the shade teak natural vns - 508 by merino .
5. Any and all materials specified in this drawing is subject to verification in color , texture ,tone,etc which are inherent to natural material as to man made materials due to manufacturing process involved
6. All measurement are in mm .

SUBMITTED BY GEETIKA CHAWLA

SUBMITTED TO SIDDHARTH CHAKRABARTY

BATCH : 21VLP24

ACADEMY OF APPLIED ARTS

SHEET SIZE - A3

SCALE 1:20

DATE 25/ 07/2025

ALL DIMENSIONS ARE IN MM

DRAWING NO .

04

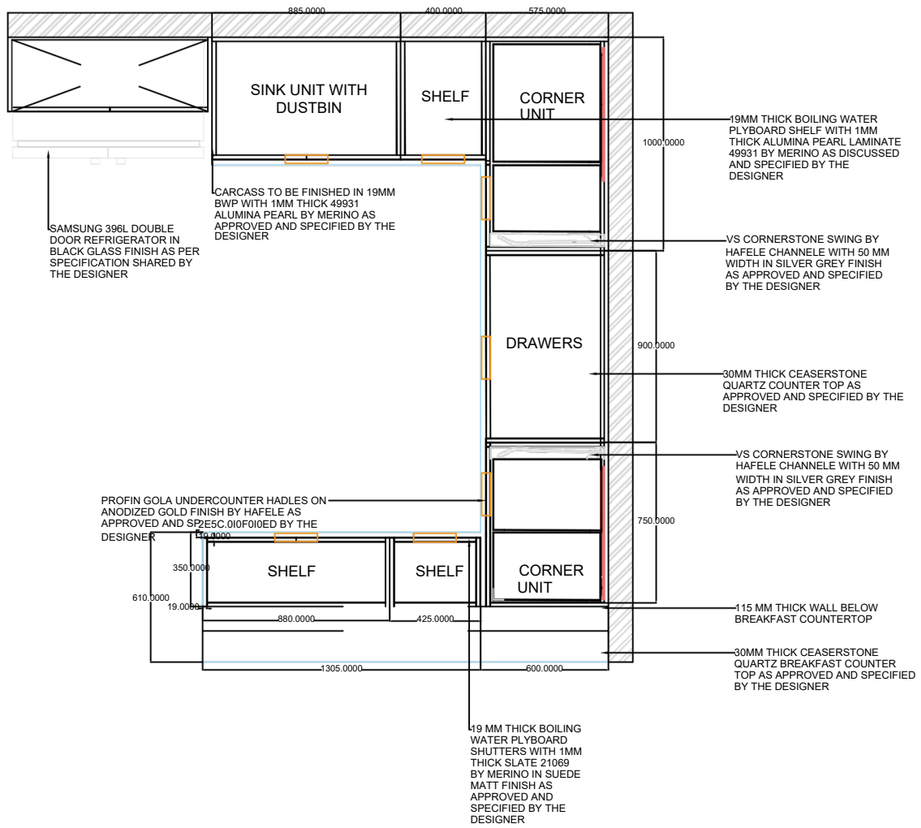

UNDERCOUNTER CABINETRY LAYOUT PLAN

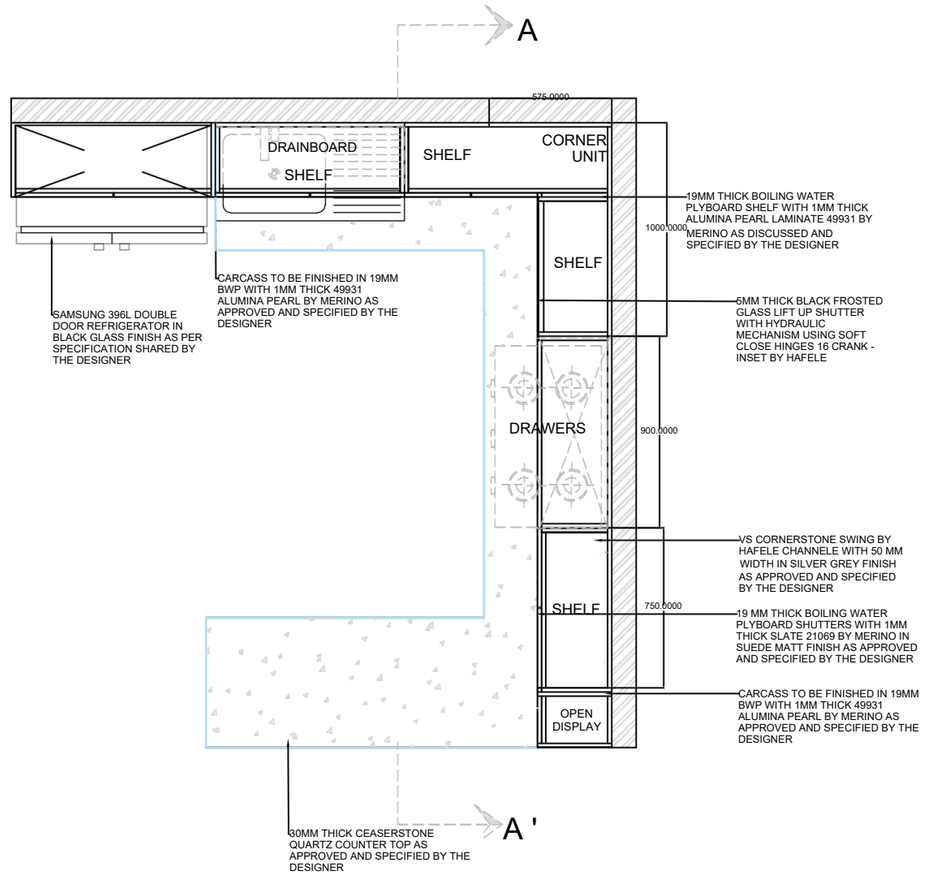

OVERHEAD CABINETRY LAYOUT PLAN

GENERAL NOTES

1. The drawing has been done in termof understanding of kitchen and use of specific material
2. The shutter is done with 19mm thick bwp grade plyboard and finished with 1mm laminate in the shade thick slate 21069 in suede matt finish by merino as specified by the designer and carcass to done with 19 mm thick plyboard . and finished with 1mm thick alumina pearl laminate
3. All dimensions has been taken from the practical kitchen standard
4. profin gola handles with anodized gold finish by hafele as approved by the designer
5. Any and all materials specified in this drawing is subject to verification in color , texture ,tone,etc which are inherent to natural material as to man made materials due to manufacturing process involved
6. All measurement are in mm .

SUBMITTED BY GEETIKA CHAWLA

SUBMITTED TO SIDDHARTH CHAKRABARTY

BATCH : 21VLP24

ACADEMY OF APPLIED ARTS

SHEET SIZE - A3

SCALE 1:25

DATE 25/ 07/2025

ALL DIMENSIONS ARE IN MM

DRAWING NO .

06

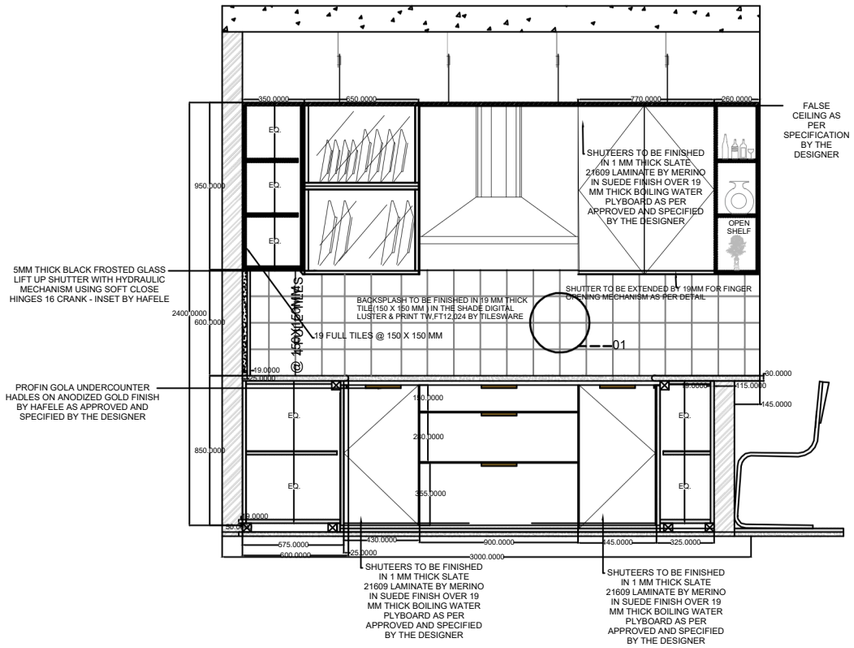

SECTIONAL ELEVATION A-A'

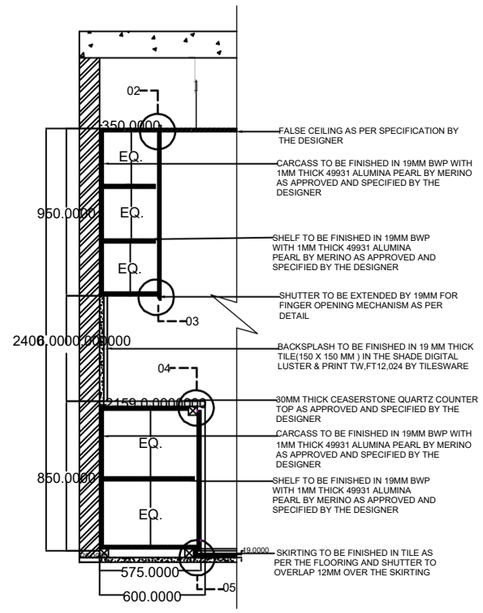

PART SECTIONAL ELEVATION A-A'

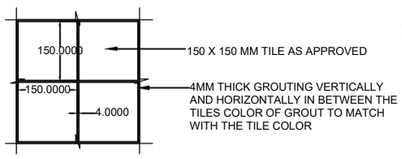

DETAIL 01

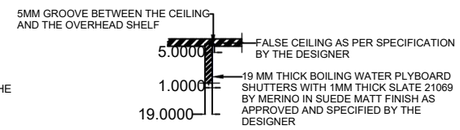

DETAIL 02

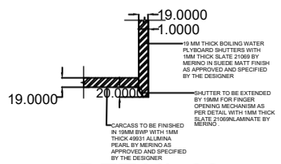

DETAIL 03

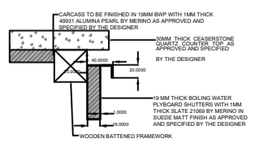

DETAIL 04

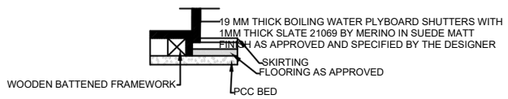

DETAIL 05

GENERAL NOTES

1. The drawing has been done in termof understanding of kitchen and use of specific material
2. The shutter is done with 19mm thick bwp grade plyboard and finished with 1mm laminate in the shade thick slate 21069 in suede matt finish by merino as specified by the designer and carcass to done with 19 mm thick plyboard . and finished with 1mm thick alumina pearl laminate
3. All dimensions has been taken from the practical kitchen standard
4. profin gola handles with anodized gold finish by hafele as approved by the designer
5. Any and all materials specified in this drawing is subject to verification in color , texture ,tone,etc which are inherent to natural material as to man made materials due to manufacturing process involved
6. All measurement are in mm .

SUBMITTED BY GEETIKA CHAWLA

SUBMITTED TO SIDDHARTH CHAKRABARTY

BATCH : 21VLP24

ACADEMY OF APPLIED ARTS

SHEET SIZE - A3

SCALE 1:20

DATE 25/ 07/2025

ALL DIMENSIONS ARE IN MM

DRAWING NO .

06

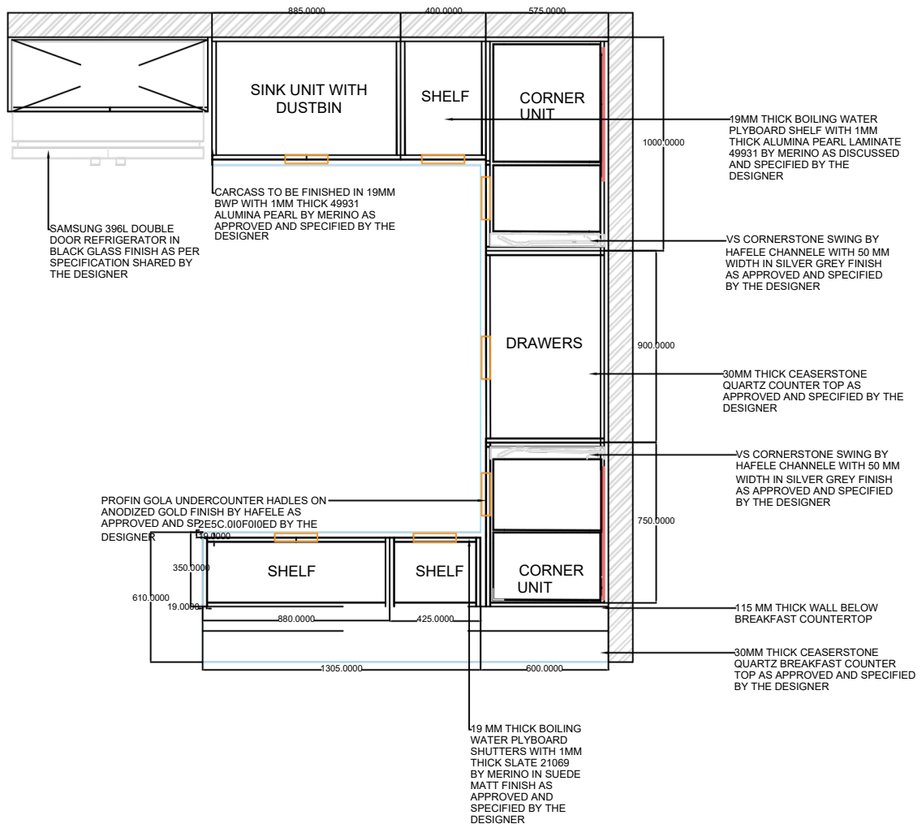

UNDERCOUNTER CABINETRY LAYOUT PLAN

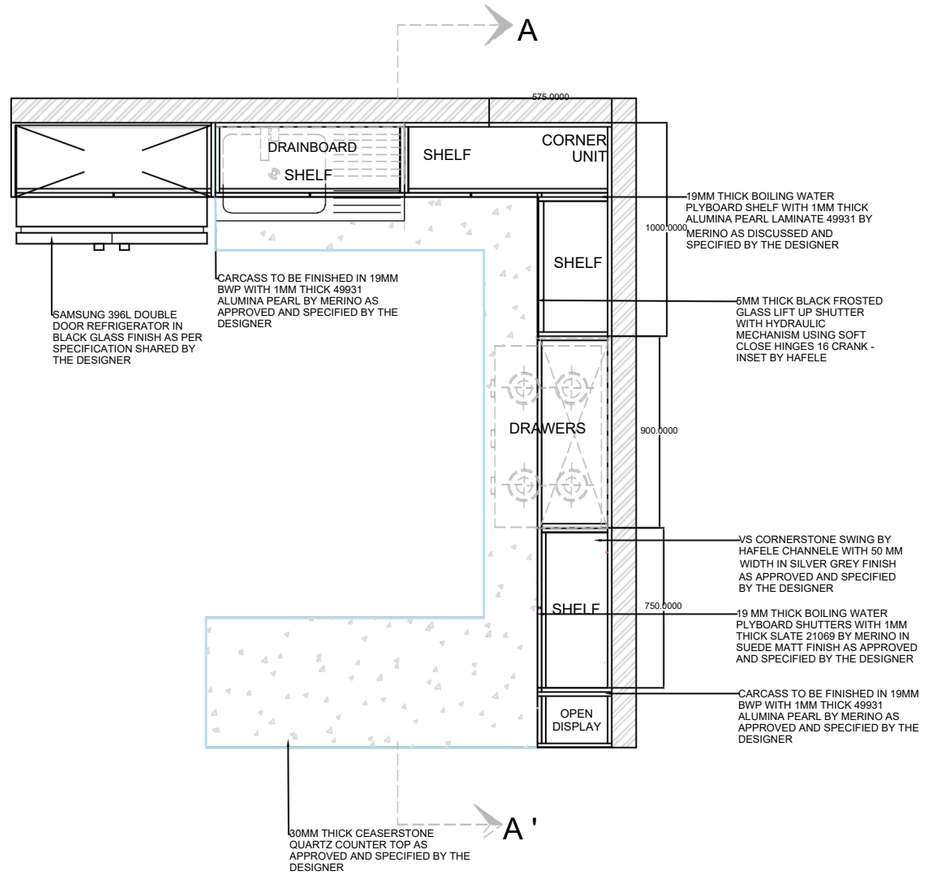

OVERHEAD CABINETRY LAYOUT PLAN

GENERAL NOTES

1. The drawing has been done in termof understanding of kitchen and use of specific material
2. The shutter is done with 19mm thick bwp grade plyboard and finished with 1mm laminate in the shade thick slate 21069 in suede matt finish by merino as specified by the designer and carcass to done with 19 mm thick plyboard . and finished with 1mm thick alumina pearl laminate
3. All dimensions has been taken from the practical kitchen standard
4. profin gola handles with anodized gold finish by hafele as approved by the designer
5. Any and all materials specified in this drawing is subject to verification in color , texture ,tone,etc which are inherent to natural material as to man made materials due to manufacturing process involved
6. All measurement are in mm .

SUBMITTED BY GEETIKA CHAWLA

SUBMITTED TO SIDDHARTH CHAKRABARTY

BATCH : 21VLP24

ACADEMY OF APPLIED ARTS

SHEET SIZE - A3

SCALE 1:25

DATE 25/ 07/2025

ALL DIMENSIONS ARE IN MM

DRAWING NO .

06

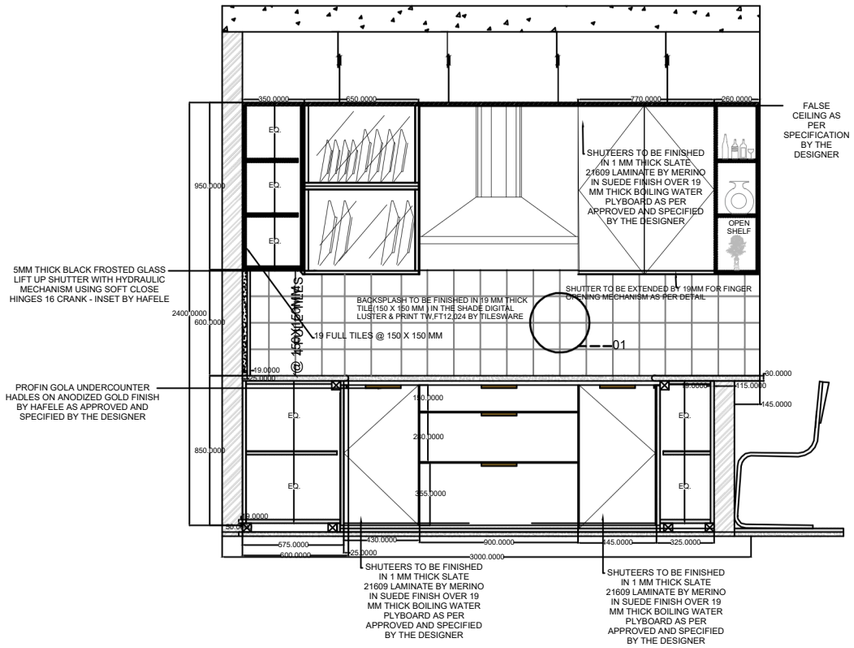

SECTIONAL ELEVATION A-A'

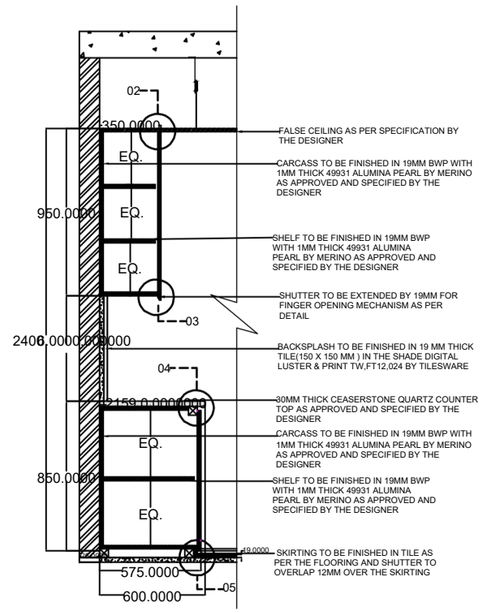

PART SECTIONAL ELEVATION A-A'

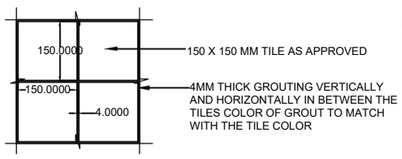

DETAIL 01

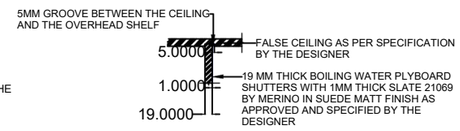

DETAIL 02

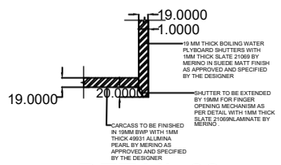

DETAIL 03

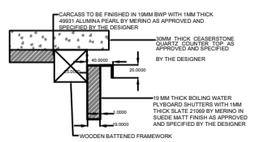

DETAIL 04

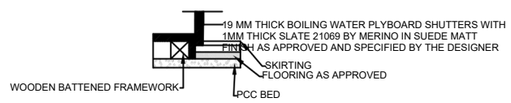

DETAIL 05

GENERAL NOTES

1. The drawing has been done in termof understanding of kitchen and use of specific material
2. The shutter is done with 19mm thick bwp grade plyboard and finished with 1mm laminate in the shade thick slate 21069 in suede matt finish by merino as specified by the designer and carcass to done with 19 mm thick plyboard . and finished with 1mm thick alumina pearl laminate
3. All dimensions has been taken from the practical kitchen standard
4. profin gola handles with anodized gold finish by hafele as approved by the designer
5. Any and all materials specified in this drawing is subject to verification in color , texture ,tone,etc which are inherent to natural material as to man made materials due to manufacturing process involved
6. All measurement are in mm .

SUBMITTED BY GEETIKA CHAWLA

SUBMITTED TO SIDDHARTH CHAKRABARTY

BATCH : 21VLP24

ACADEMY OF APPLIED ARTS

SHEET SIZE - A3

SCALE 1:20

DATE 25/ 07/2025

ALL DIMENSIONS ARE IN MM

DRAWING NO .

06